





A large white rectangular area with horizontal lines, intended for writing.



## Leprechaun Hat Cookies

**24 Vanilla Cookies**


**1 container white frosting**

**Green food coloring**

**24 large marshmallows**

**Large black gumdrops**

**Small yellow gumdrops**



**Place cookies on a wire rack on top of a baking sheet covered with waxed paper. Attach 1 marshmallow to each cookie using frosting as glue. Save 2 tablespoons frosting for later. In glass bowl, microwave the remaining frosting on High for 30 seconds and then stir. Frosting should be a thick glaze. Drop and stir food color into frosting until a good green color. Spoon warm frosting over each cookie/marshmallow, coating completely. Allow cookies to drip and set 20 minutes. Roll large gumdrops on waxed paper. Cut each gumdrop into long strips with scissors to use for hat band. Flatten yellow gumdrops and cut into squares to make the hat buckle. Attach hat band and buckle with reserved frosting. Store in an airtight container.**

