




Mini Crescent Hot Dogs



- 2 - 8 ounce cans refrigerated crescent dinner rolls
- 48 cocktail smoked sausages or hot dogs
- BBQ sauce

Heat oven to 375 degrees F. Unroll the cans of dough and separate them into 16 triangles. Cut each triangle into 3 long narrow triangles. Lightly brush each triangle with a small amount of BBQ sauce. Place sausage on short side of each triangle. Roll each dog up starting at the shortest side of triangle and rolling to the opposite point. Place the point side down on 2 ungreased cookie sheets. Bake 12-15 minutes until golden brown turning the cookie sheets around halfway through the baking time. Remove from cookie sheet and serve warm.



K
C
S
M

BBQ



